

ELM Mitigation using Pellet Injection and Plans for ITER*

by

L.R. Baylor¹, N. Commaux¹, T.C. Jernigan¹,
S.J. Meitner¹, S.K. Combs¹, M.S. Lyttle¹, D.A.
Rasmussen¹, T.H. Osborne², P.B. Parks², S. Allen³,
M.E. Fenstermacher³, C.J. Lasnier³, A.W. Leonard²,
R.A. Moyer⁴, A. Loarte⁵, G. Huijsmans⁵, S. Maruyama⁵

¹Oak Ridge National Laboratory, Oak Ridge, TN, USA

²General Atomics, San Diego, CA, USA

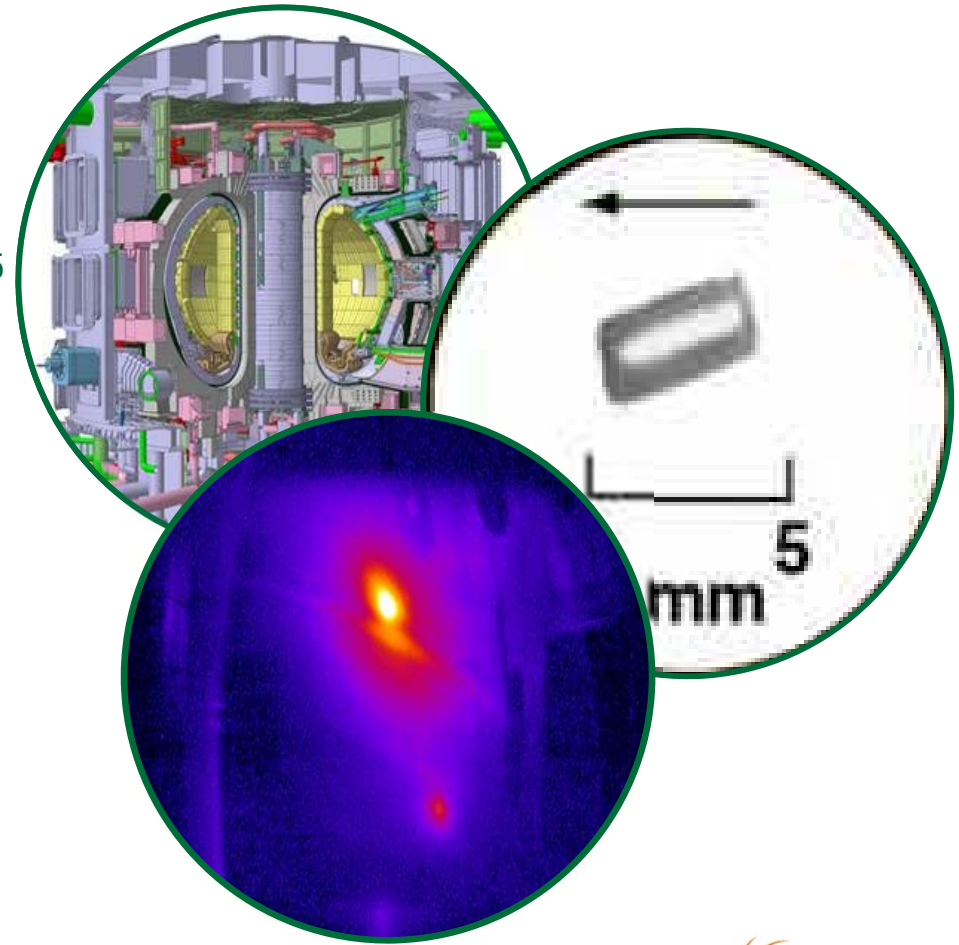
³Lawrence Livermore National Laboratory, Livermore, CA, USA

⁴University of California San Diego, San Diego, CA, USA

⁵ITER Organization, St. Paul lez Durance, France

Presented at the
VLT Conference Call

November 20, 2013



Summary – Pellet ELM Pacing has been Shown to Mitigate ELMs and is Planned for ITER

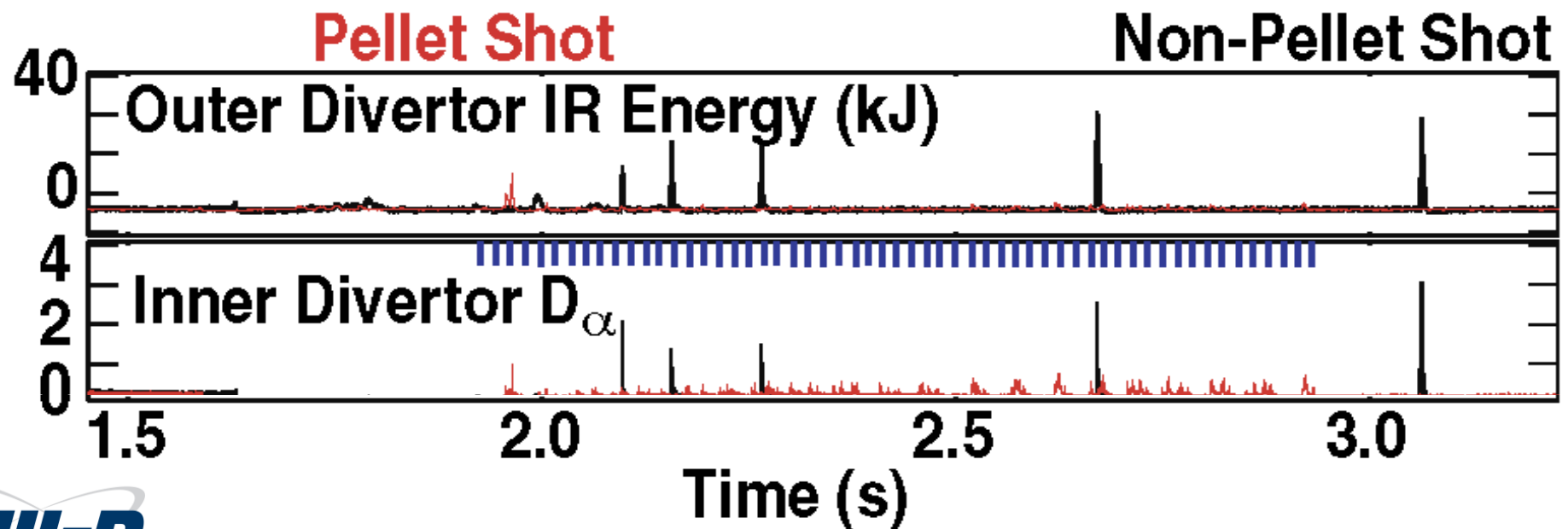

- **Experiments on AUG, DIII-D, and JET have shown that pellets can trigger small ELMs on demand**
- **ELM frequency increase of up to 12x achieved with > 12x reduction in divertor ELM energy and peak heat flux in DIII-D**
 - JET has achieved 4.5x increase with ITER like wall
- **ELMs triggered locally by pressure perturbation in pedestal gradient region**
 - Pellet size and speed determined for trigger to compare with 3-D MHD Modeling
- **Design of ITER pellet system is underway - injection line and pellet size based on extrapolated results**

Pellet ELM Pacing Mitigation Approach

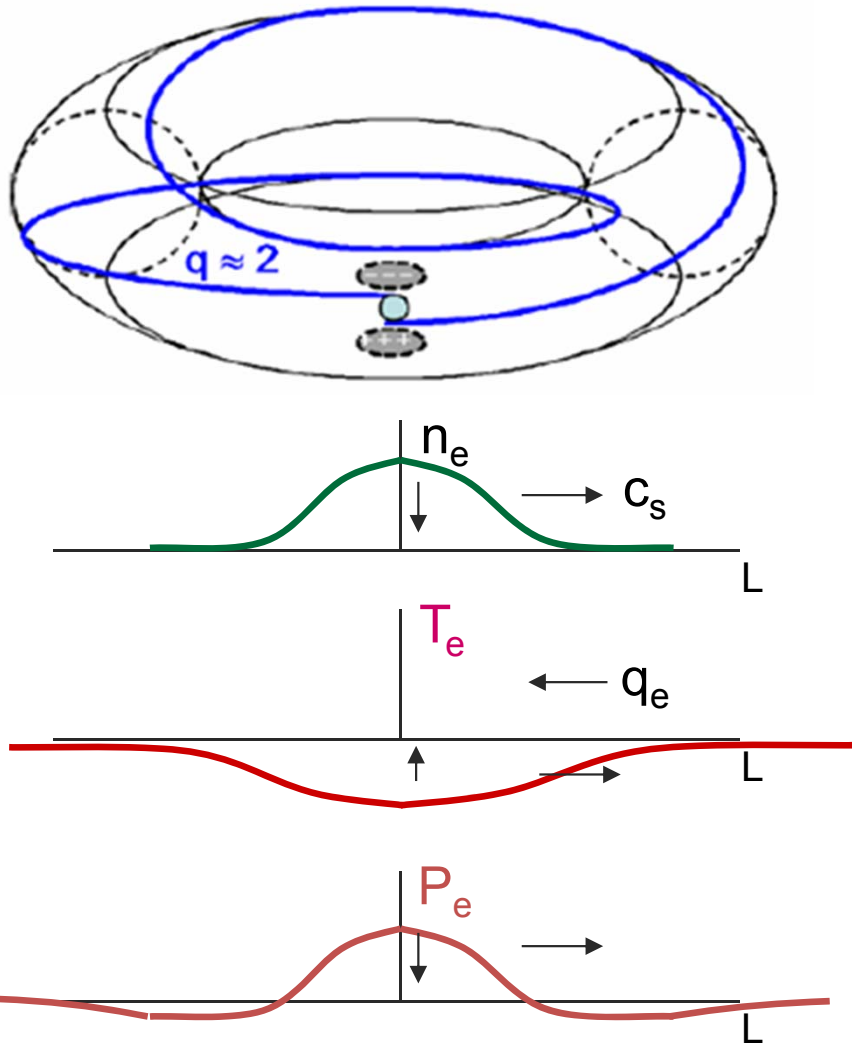
- Small slow pellet injection localized at plasma edge triggers ELMs despite peeling-ballooning stable pedestal
- Increases the ELM rate to >12X natural rate
- Corresponding reduction of ELM intensity >12X
- Edge pellet injection reduces impurity accumulation
- **Technology developed by specific VLT support**

Pellet excites a filament as it enters the plasma

ELM is subsequently triggered



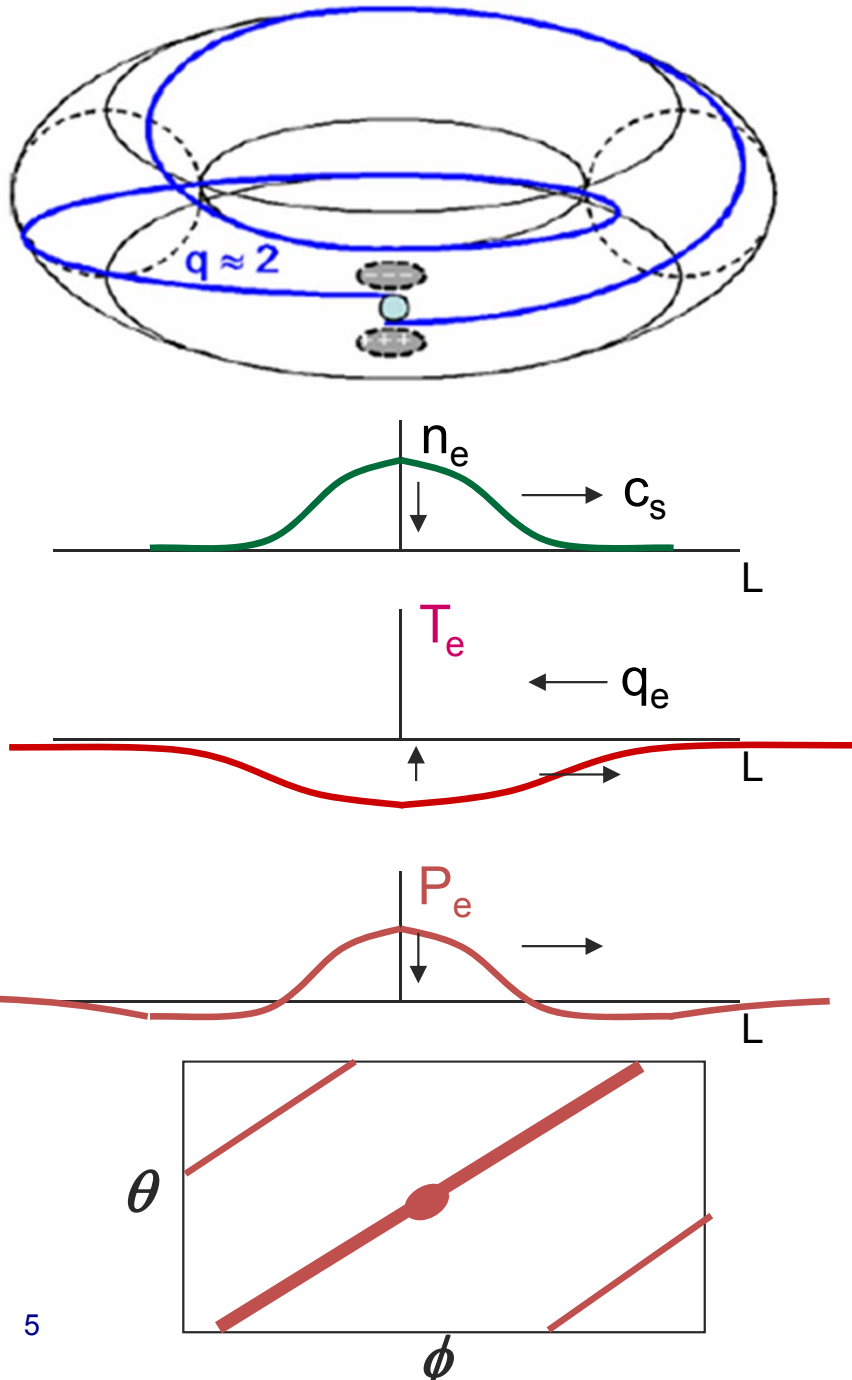
How Does a Pellet Trigger an ELM?



- Pellet cloud releases from pellet and expands along a flux tube at the sound speed c_s
- Temperature 'cold wave' travels along the flux tube at the thermal speed. Heat is absorbed in the cloud resulting in a local pressure increase in the cloud
- Strong local cross field pressure gradients produced along the flux tube in μs
- The pellet ablates with a rate given by:

$$\frac{dN}{dt} \propto r_p^{4/3} T_e^{11/6} n_e^{1/3}$$

How Does a Pellet Trigger an ELM?



- Pellet cloud releases from pellet and expands along a flux tube at the sound speed c_s
- Temperature 'cold wave' travels along the flux tube at the thermal speed. Heat is absorbed in the cloud resulting in a local pressure increase in the cloud
- Strong local cross field pressure gradients produced along the flux tube in μs
- The pellet ablates with a rate given by:

$$dN/dt \propto r_p^{4/3} T_e^{11/6} n_e^{1/3}$$

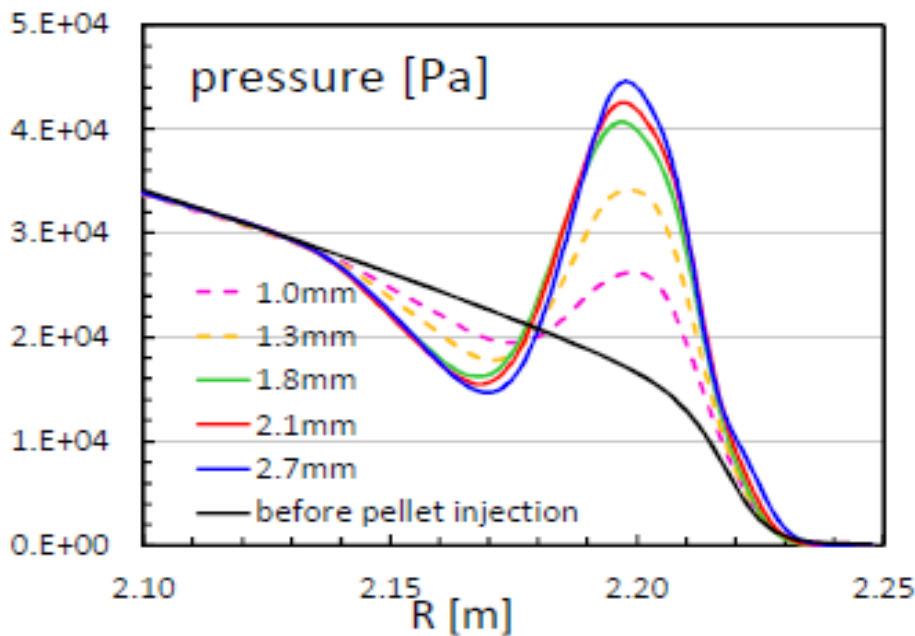
- The local ∇P is proportional to the ablation rate. Once sufficient ablation occurs, the local ∇P can trigger a ballooning instability at that location.

Modeling with JOREK Non-linear MHD Code Consistent with Experiment and Hypothesis

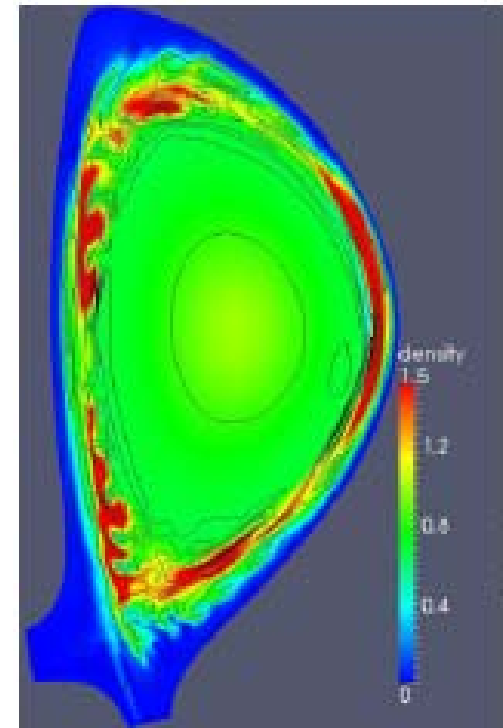
JOREK modeling of DIII-D shows that the key parameter for ELM triggering is the local plasma pressure perturbation by the pellet. It is similar at ELM onset for all pellet sizes triggering ELMs.

(Futatani, et al., IAEA2012)

Critical pressure perturbation of 2x is needed to trigger ballooning instability

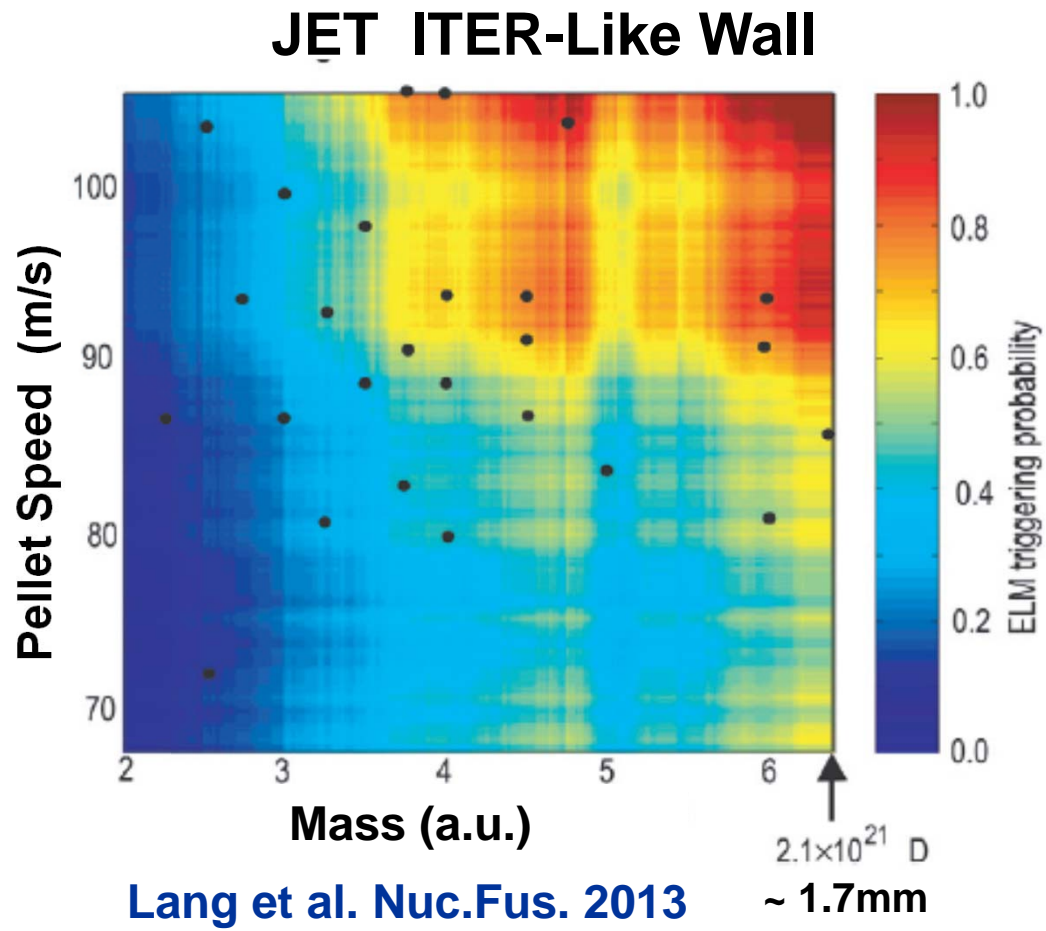
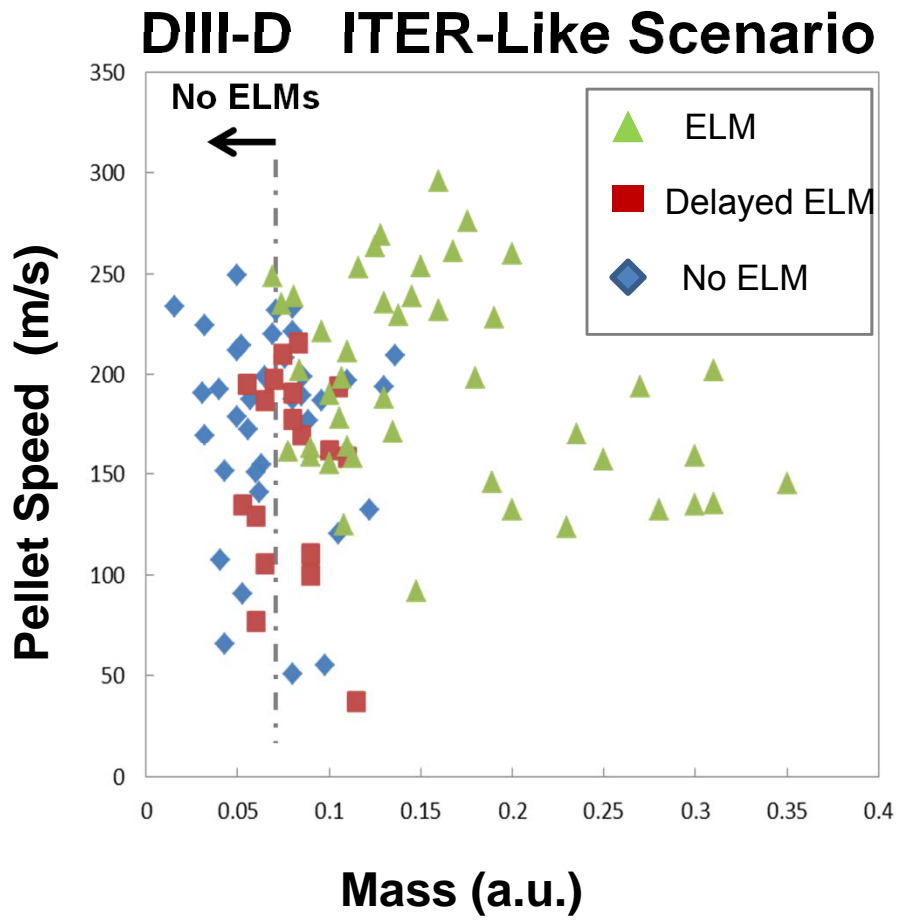


Local Pressure Profile Near Pellet



Density and flow contours after pellet instability generated

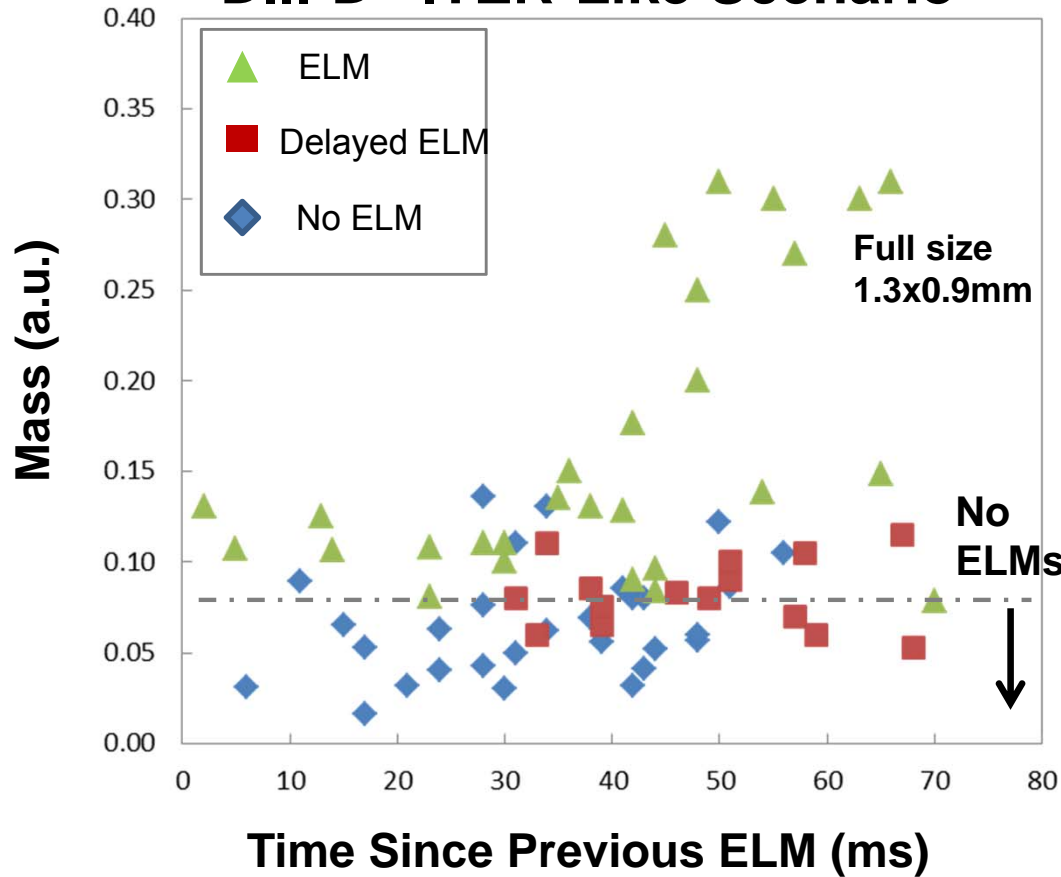
Pellets of Insufficient Size/Speed Do Not Trigger ELMs



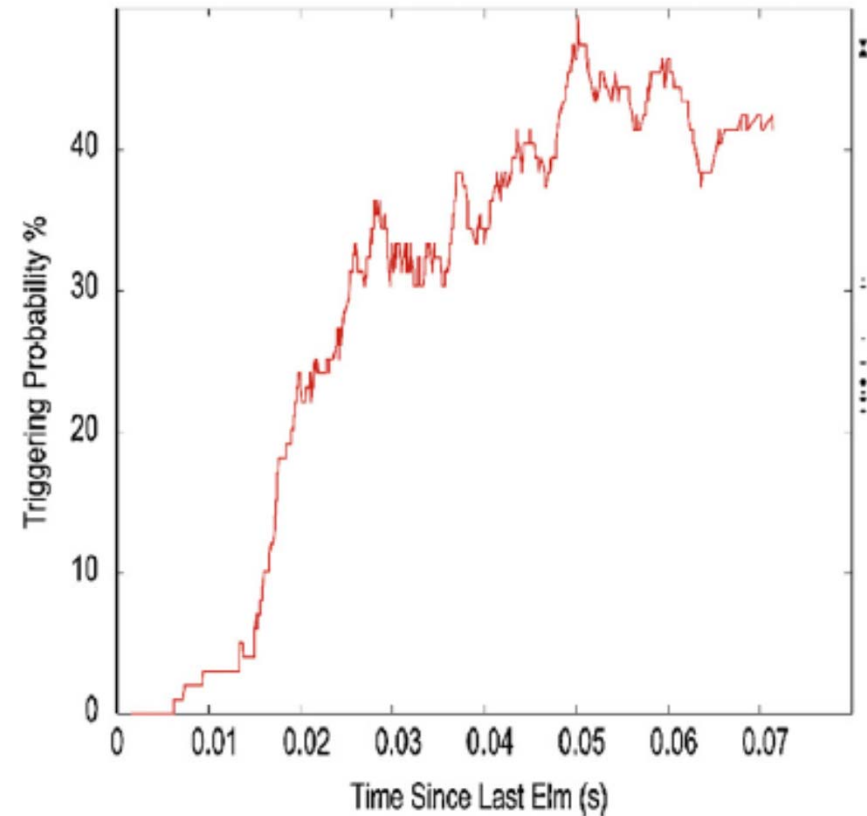
- Pellets that are < 30% of a full size 1.3mmx0.9mm pellet do not trigger ELMs on DIII-D. Pellet speeds above 100m/s are more likely to trigger ELMs.

Pellets of Sufficient Size Do Not Depend on Time During ELM Cycle to Trigger an ELM

DIII-D ITER-Like Scenario



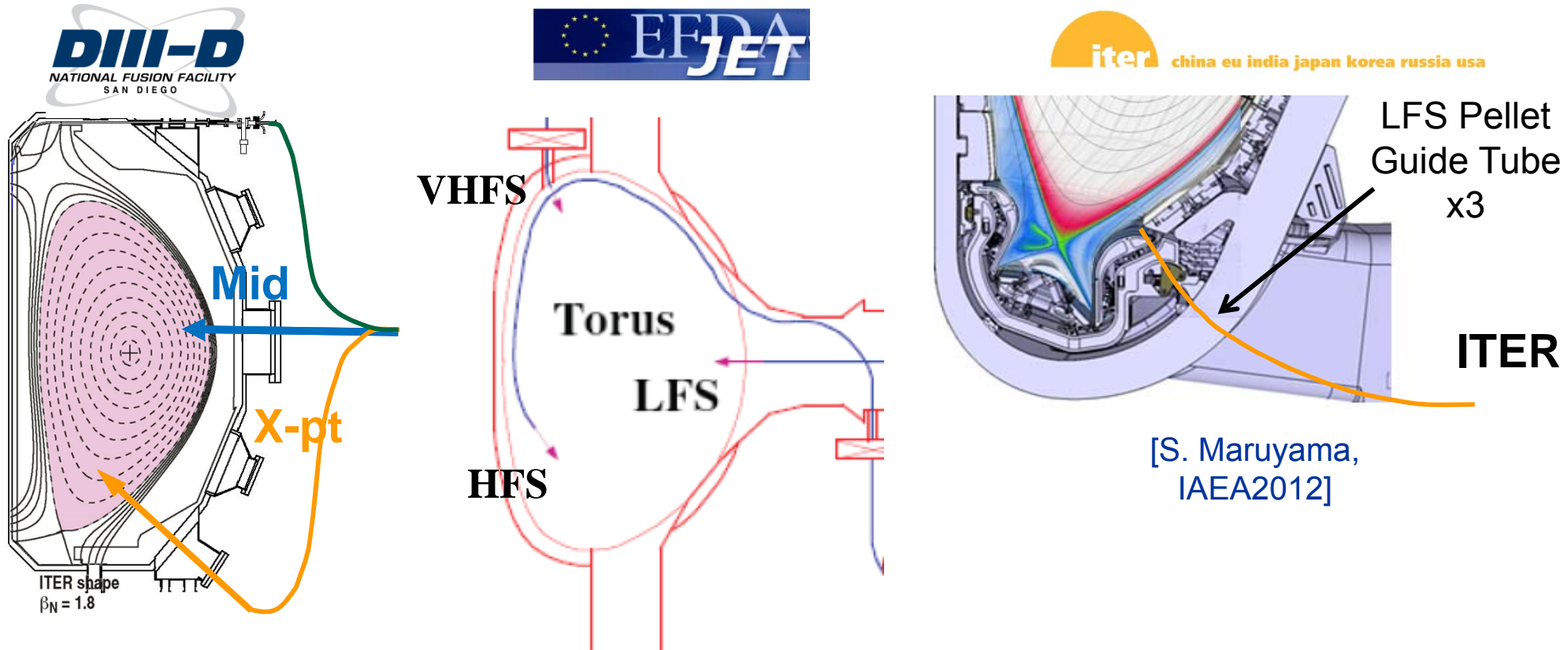
JET ITER-Like Wall



Geraud et al. Fus. Eng. Des. 2013

- Pellets that are sufficiently large can trigger ELMs even very early in the natural ELM cycle.

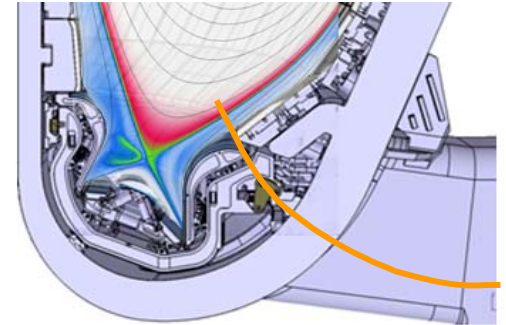
Pellet ELM Experiments Performed with D₂ Pellets Injected from LFS Trigger ELMs without Fueling



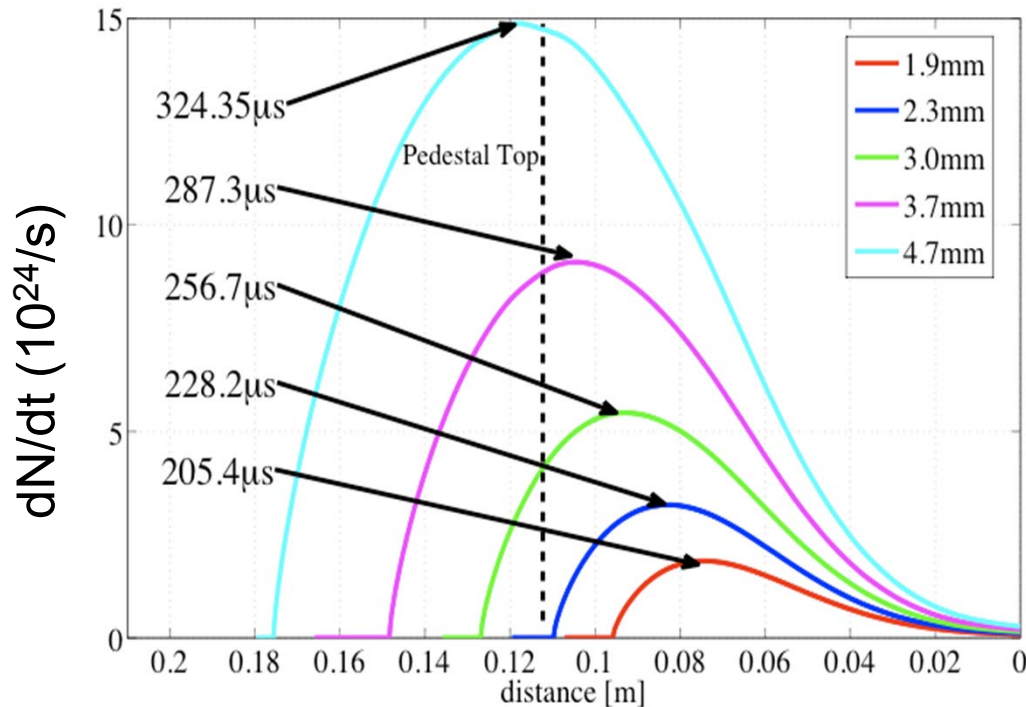
- LFS and HFS injection have been used to trigger ELMs. HFS on AUG and JET were shown to increase density.
- X-point LFS injection takes advantage of flux expansion to localize pellet ablation and reliably trigger ELMs – with no fueling.

ITER Q=10 Scenario JOREK Modeling Shows 3.7mm Size Pellets Needed to Trigger ELMs

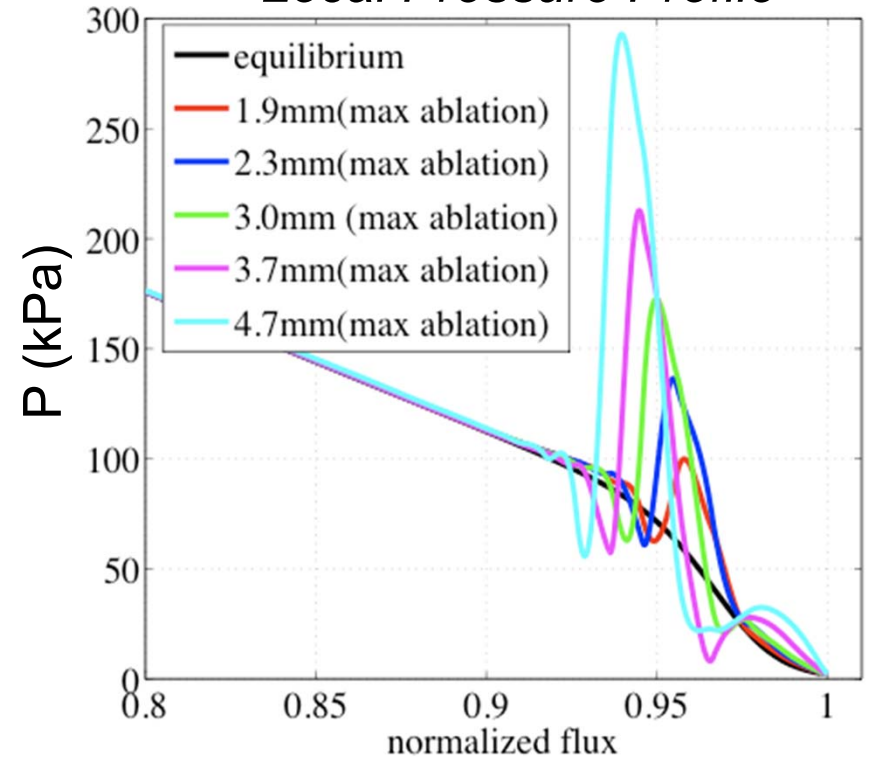
- Q=10, 15MA/5.3T, H-mode, $P_{ped}=80\text{kPa}$
 - Stable equilibrium
- LFS X-pt Pellet Injection Location
 - Pellet speed 350m/s



Pellet Ablation Profiles

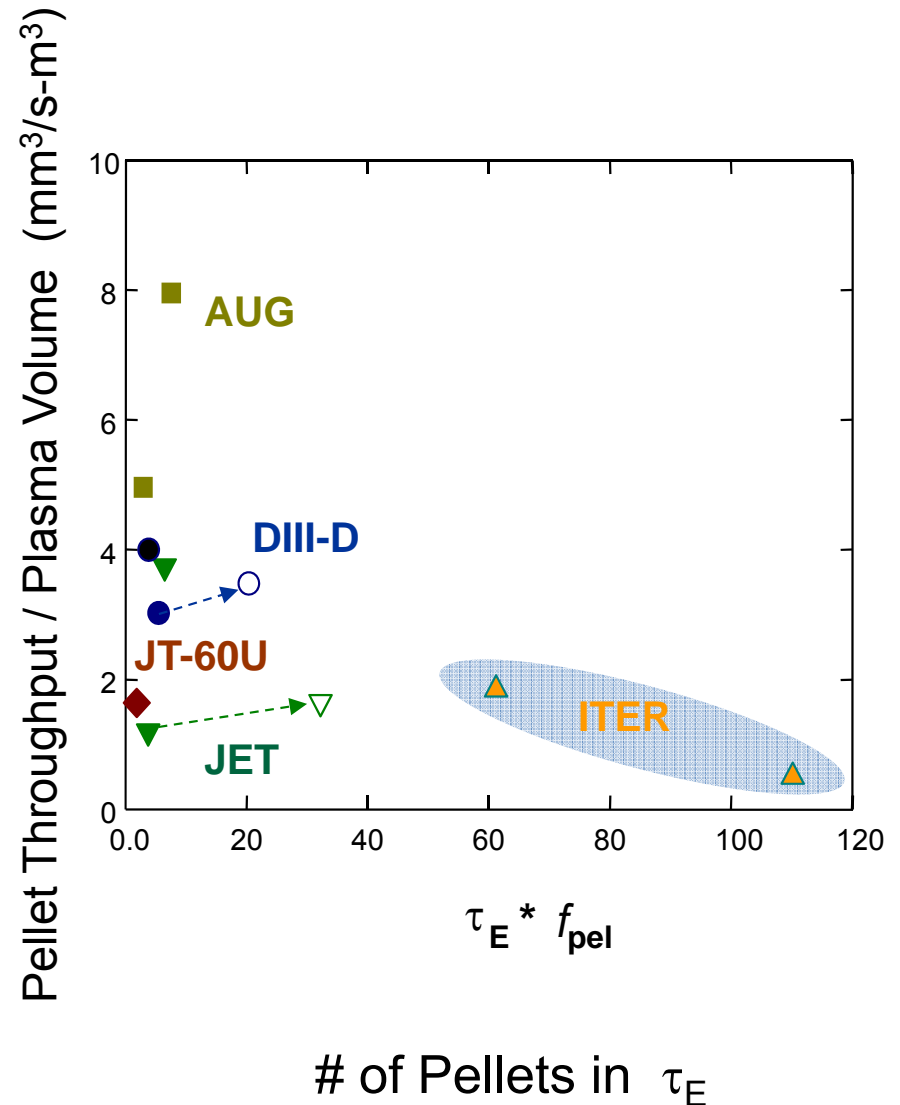


Local Pressure Profile



Pellet Mass Throughput for ELM Triggering Approaching that Expected for ITER

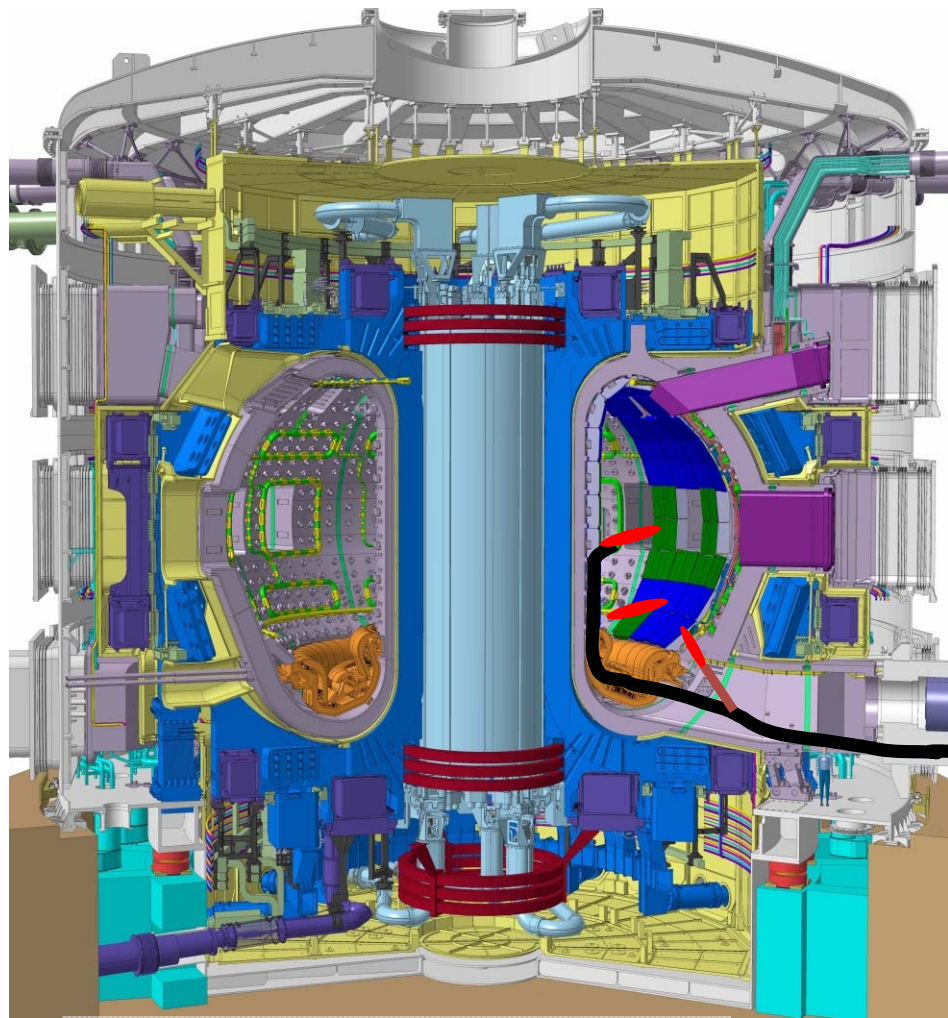
- The DIII-D 60 Hz 1.3mm pellet experiments demonstrated ELM pacing at ~15 pellets per energy confinement time
- DIII-D has thus far demonstrated the closest normalized throughput and pellet ELM frequency as compared to ITER
- JET can potentially reach a very ITER relevant scenario
- Uncertainties for ITER include confinement, heat flux asymmetry, fueling and pumping at these high pellet rates.



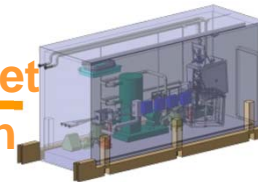
Pellet Fueling and Pellet ELM Mitigation are Functions of the ITER Pellet Injection System

Up to 6 injectors deliver H, D, or DT pellets to

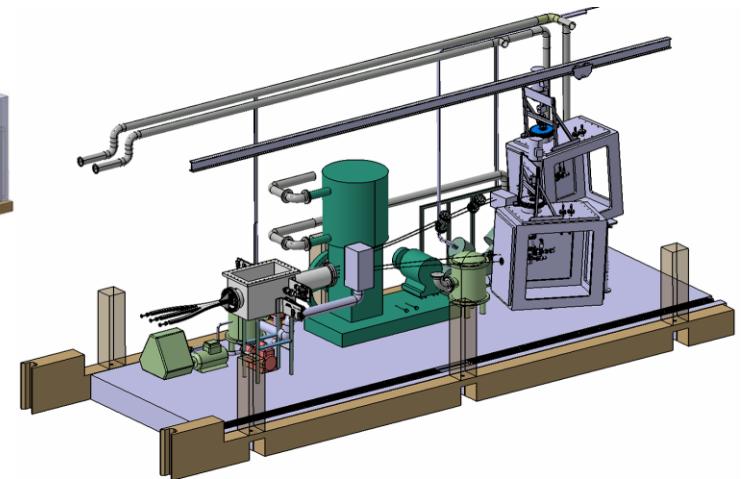
- Provide a steady supply of deuterium and tritium fuel via HFS injection (~5mm DT pellets at 4 Hz)
- Mitigate the impact of ELMs via LFS or HFS (~3mm D₂ pellets at 45 Hz)
- Pellet speed = 300 m/s to survive the curved guide tubes



Pellet Path



PIS cask

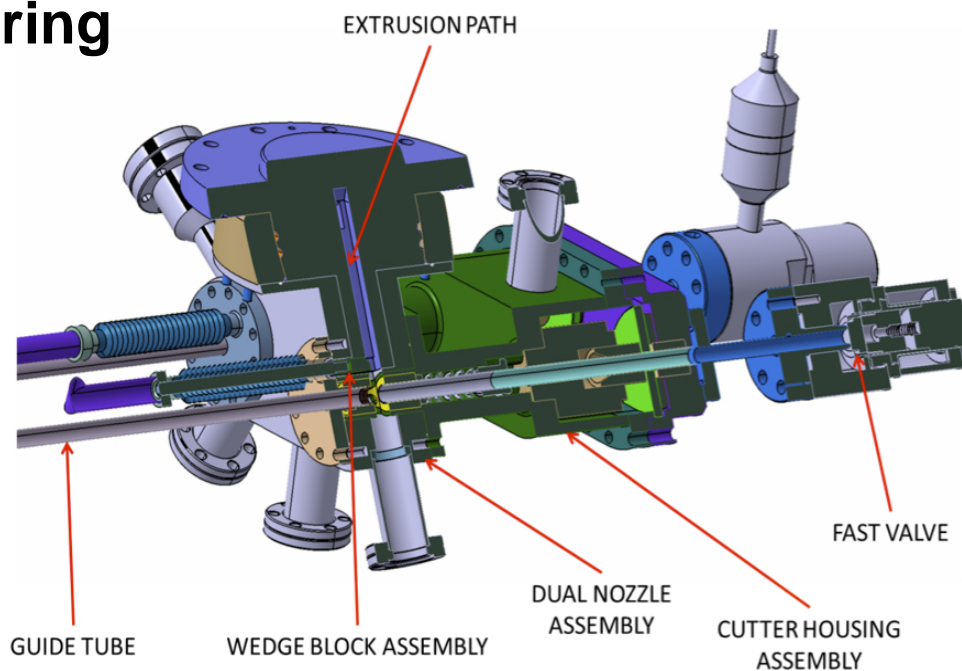


PIS cask internal subsystems

6 HFS & 3 LFS Pellet Guide Tubes


Pellet Injector Continuous Twin-Screw Extruder and Gas Gun are Under Development

- Continuous D/T ice stream using twin-screw extruder
- Pellets accelerated by high- pressure gas
- Extruder nozzle produces adjustable length pellets for fueling or ELM triggering



Gas gun and pellet cutter

Extruder body and internal twin screws



Summary – Pellet ELM Pacing has been Shown to Mitigate ELMs and is Planned for ITER

- **Experiments on AUG, DIII-D, and JET have shown that pellets can trigger small ELMs on demand**
- **ELM frequency increase of up to 12x achieved with > 12x reduction in divertor ELM energy and peak heat flux in DIII-D**
 - JET has achieved 4.5x increase with ITER like wall
- **ELMs triggered locally by pressure perturbation in pedestal gradient region**
 - Pellet size and speed determined for trigger to compare with 3-D MHD Modeling
- **Design of ITER pellet system is underway - injection line and pellet size based on extrapolated results**